ERDA

RESOURCE OPPORTUNITIES

TSXV.**ERDA**
OTC.**ERDAF**

DISCLAIMER - Forward Looking Statements

Certain statements contained in this presentation may be deemed "forward-looking statements". All statements in this presentation, other than statements of historical fact, that address future events, developments or performance that Erda Resources Opportunities Inc. (the “Corporation”) expects to occur, including managements’ expectations regarding the Corporation’s growth, results of operations, estimated future revenues, requirements for additional capital, mineral reserve and mineral resource estimates, costs and revenue, business prospects and opportunities are forward looking statements based on certain estimates and assumptions, and no assurance can be given that the estimates and assumptions will be realized. Forward looking statements are statements that are not historical facts and are generally, but not always, identified by the words "expects", "plans", "anticipates", "believes", "intends", "estimates", "projects", "potential", "scheduled" and similar expressions or variations (including negative variations), or that events or conditions "will", "would", "may", "could" or "should" occur including, without limitation, the view on the quality and the potential of the Corporation’s assets, production forecasts for properties and business prospects and opportunities. Although the Corporation believes the expectations expressed in such forward-looking statements are based on reasonable assumptions, such statements involve known and unknown risks, uncertainties and other factors and are not guarantees of future performance and actual results may accordingly differ materially from those in forward looking statements. Factors that could cause the actual results to differ materially from those in forward-looking statements include, without limitation: risks and hazards associated with the business of exploring, development and mining on any of the properties of the Corporation; regulatory changes by national and local government, including corporate law, permitting and licensing regimes and taxation policies; regulations and political or economic developments where properties of the Corporation are located; continued availability of capital and financing and general economic, market or business conditions; business opportunities that become available to, or are pursued by the Corporation; and other uninsured risks. The forward-looking statements contained in this presentation are based upon assumptions management believes to be reasonable, including, without limitation: no adverse development in respect of any significant property of the Corporation; and the absence of any other factors that could cause actions, events or results to differ from those anticipated, estimated or intended. For additional information on risks, uncertainties and assumptions, please refer to the Corporation’s most recent Annual Information Form filed on SEDAR at www.sedar.com. The Corporation cautions that the foregoing list of risk and uncertainties is not exhaustive. Investors and others who base themselves on the forward-looking statements contained herein should carefully consider the above factors as well as the uncertainties they represent and the risk they entail. The Corporation believes that the expectations reflected in those forward-looking statements are reasonable, but no assurance can be given that these expectations will prove to be correct and such forward-looking statements included in this presentation should not be unduly relied upon. These statements speak only as of the date of this presentation. The Corporation undertakes no obligation to publicly update or revise any forward-looking statements, whether as a result of new information, future events or otherwise, other than as required by applicable law.

Mineral Resource Estimates, Qualified Person

In accordance with applicable Canadian securities regulatory requirements, unless otherwise stated, all current and future mineral programs, results and estimates of the Company disclosed in this Presentation have been prepared in accordance with National Instrument 43-101 - Standards of Disclosure for Mineral Projects ("NI 43-101"), classified in accordance with Canadian Institute of Mining Metallurgy and Petroleum's "CIM Standards on Mineral Resources and Reserves Definitions and Guidelines" (the "CIM Guidelines”). A qualified person has not done sufficient work to classify the historical estimate as current mineral resources or mineral reserves; and the Company is not treating the historical estimate as current mineral resources or mineral reserves. The Company is not aware of any environmental, permitting, legal, title-related, taxation, socio-political, marketing or other relevant issue that could materially affect the noted mineral resource estimate. Unless stated otherwise herein, all scientific and technical data contained in this presentation has been reviewed, approved and verified by François Auclair, PGeo, M.Sc., designated as a Qualified Person under National Instrument 43-101, and is the Qualified Person to the Corporation.

Fancamp Exploration Ltd. completes its transformation into **ERDA RESOURCE OPPORTUNITIES** - **TSX.V: ERDA - OTC: ERDAF** - a Canadian corporation focused on creating accretive value for shareholders through the strategic acquisition of interests through investment and royalty stakes in high potential mineral projects

Capital and Ownership *(*August 4, 2026)*	
Market Cap	**~$36 M**
Shares Outstanding	**243.2 M**
Management & Director Ownership *Vested Board with strong record of value creation*	**~25%**
Annual CIA Dividend & KWG Note Interest	**>$2.0 M**

STRONG BALANCE SHEET

INCOME GENERATING

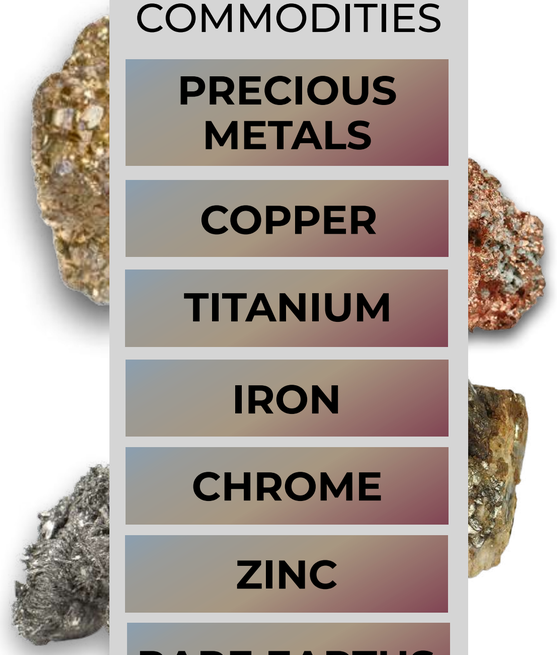

EXPOSURE TO DIVERSE COMMODITIES

- **PRECIOUS METALS**
- **COPPER**
- **TITANIUM**
- **IRON**
- **CHROME**
- **ZINC**
- **RARE EARTHS**

ERDA RESOURCE OPPORTUNITIES

NEAR-TERM CATALYSTS | *MID-TERM MONETIZATION* | *LONG-TERM*

EXCEPTIONAL FUNDAMENTALS

STRONG BALANCE SHEET & G&A EXPENSE BELOW **DIVIDEND & INTEREST INCOME**

EXPERIENCED MANAGEMENT WITH STRONG TRACK RECORD OF VALUE CREATION

DIVERSE PORTFOLIO

9 ROYALTIES ACROSS CANADA

2 TITANIUM ASSETS IN HAVRE ST-PIERRE

LIQUID ASSETS

+$20 MILLION IN MARKETABLE SECURITIES

INCOME GENERATION & NEAR-TERM MONETIZATION

$34.5 MILLION CONVERTIBLE NOTE ISSUED BY CCC/KWG SECURED BY RING OF FIRE ASSETS

3% NSR ON IRON ORE PRODUCTION IN LABRADOR TROUGH

SEVERAL ATTRACTIVE ASSETS

≤$40 MILLION PRODUCTION PAYMENT ROYALTY ON CHAMPION IRON PROPERTIES

2% NSR ON CCC/KWG CLAIM IN RING OF FIRE NEAR WYLOO PORTAL

MONETIZATION OF **WORLD-CLASS TITANIUM ASSETS** & TI-TECHNOLOGY

EXISTING AND NEW

BLUE SKY POTENTIAL

6 EXPLORATION STAGE ROYALTIES POSITIONED IN TIER 1 JURISDICTIONS & RECOGNIZED MINING CAMPS

DEVELOP PIPELINE OF FUTURE **INVESTMENTS & ROYALTIES**

PIPELINE OF POTENTIAL ACCRETIVE DEALS UPON CHANGE OF ISSUER STATUS AS INVESTMENT ISSUER

STRONG TRACK RECORD OF VALUE CREATION - STRATEGIC, FINANCIAL & TECHNICAL EXPERTISE

VESTED BOARD & MANAGEMENT WITH **25% OWNERSHIP STAKE**

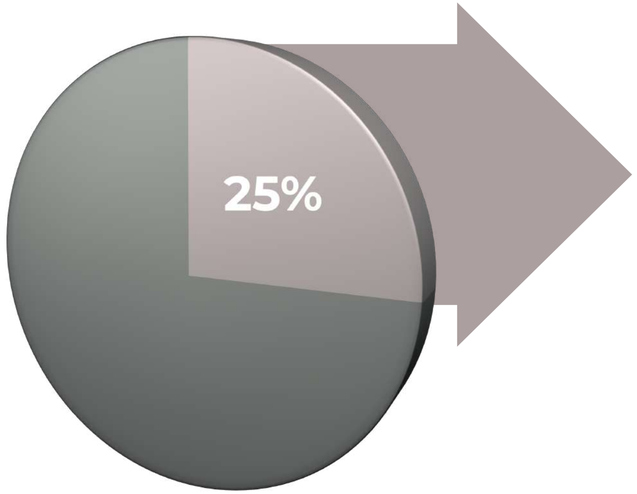

RAJESH SHARMA, *ICD.D*
PRESIDENT, CEO, DIRECTOR

Seasoned Executive, Astute Operator & Deal Maker
Tata Group

ASHWATH MEHRA
DIRECTOR

Investor, Entrepreneur
Glencore, Astor Group
GT Gold *(18x Multiple)*

FRANCIS MACDONALD
DIRECTOR

Technical, Entrepreneurial Leader
Newmont, Kenorland Minerals
Li-FT Power

BLAKE RHODES
CHAIRMAN & DIRECTOR

Seasoned Mining Executive
Newmont Corporation,
Triple Flag Precious Metals

CHARLES TARNOCAI, *PHD*
DIRECTOR, TECHNICAL ADVISOR

Best in Class Technical Mind
GT Gold, Alamos Gold

JASPER BERTISEN
DIRECTOR

Technical, Engineering, Global Mining Investment and Governance Expert
Resource Capital Funds

ROYALTY PORTFOLIO

Unlimited life option value with minimal carrying costs

9 ROYALTIES ACROSS CANADA

HIGH-QUALITY ASSET EXPOSURE ACROSS CANADA'S PREMIER MINERAL BELTS

2% NSR

BLACK HORSE CHROMITE DEPOSIT

RING OF FIRE, SURROUNDED BY WYLOO

1% NSR

HEENAN MALLARD, DOROTHY

DISTRICT-SCALE GOLD JV WITH PTX METALS IN ONTARIO'S ABITIBI NEAR CÔTÉ LAKE

2% NSR

RILEY BROOK

EMERGING GOLD-COPPER CAMP IN NORTHERN NEW BRUNSWICK

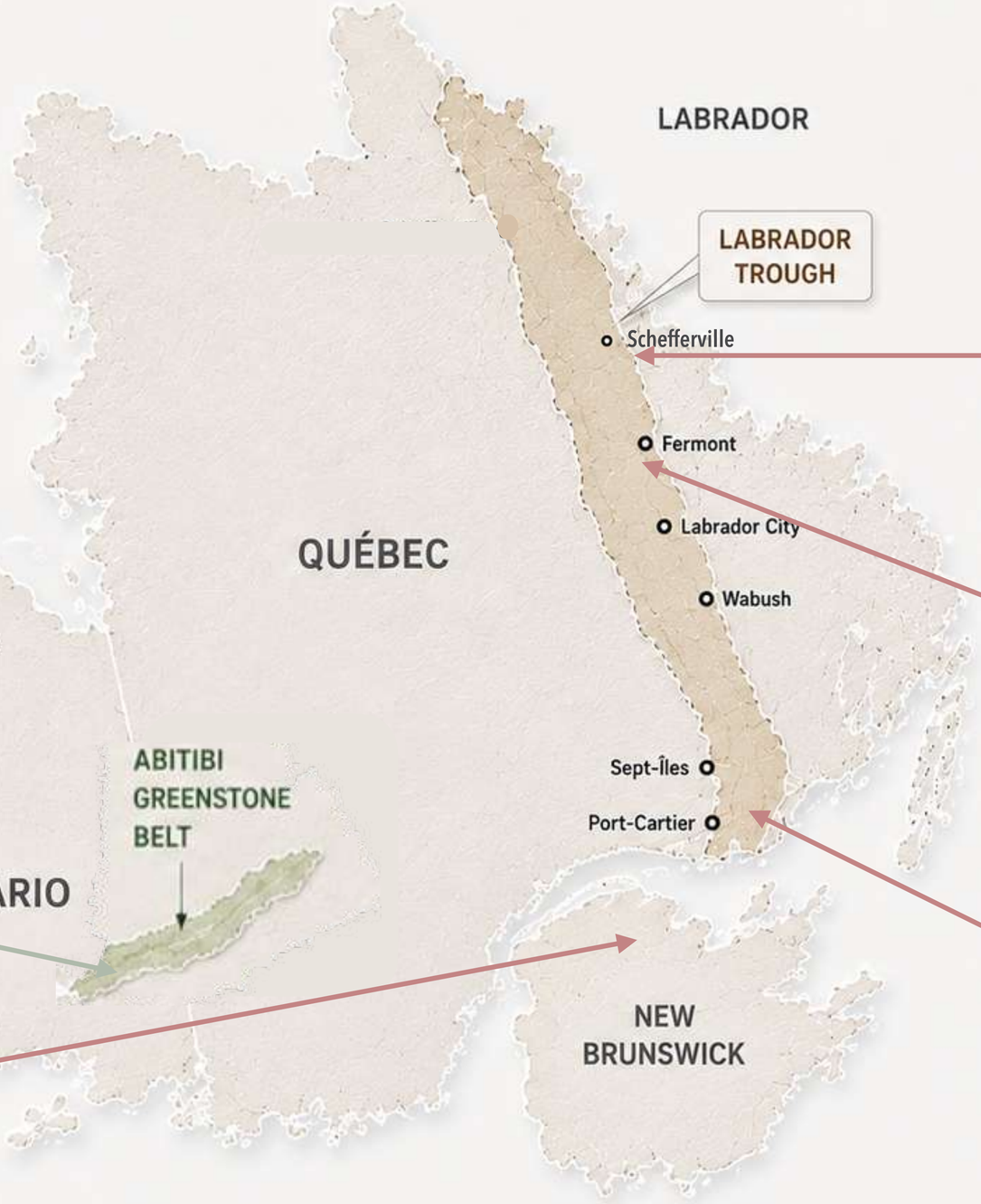

3% IRON ORE NSR

HOWSE PROPERTY

NEAR-TERM PRODUCTION IN SCHEFFERVILLE, LABRADOR TROUGH

$40M

FUTURE PRODUCTION PAYMENTS ROYALTY

ON FERMONT PROPERTIES (CIA)

2% NSR

MAGPIE

ONE OF THE WORLD'S LARGEST UNDEVELOPED HARD ROCK TITANIUM (+V) DEPOSITS

ERDA RESOURCE OPPORTUNITIES

INVESTMENT PORTFOLIO

Liquid securities, financial instruments and income through interest and dividends



$34.5 MILLION SECURED CONVERTIBLE NOTE ISSUED BY CCC/KWG

2.7 MILLION SHARES IN CHAMPION IRON

+$20 MILLION IN MARKETABLE SECURITIES

STRATEGIC INVESTMENTS GENERATING VALUE, CASH FLOW AND EXPOSURE TO HIGH-QUALITY ASSETS AND DISTRICTS ACROSS CANADA.

CHAMPION IRON LTD - Shareholding and Production Royalty in Labrador Trough

2.7 million shares of Champion Iron Limited (CIA) - earns **annual dividend income of $0.5 million** *(2025)*

Royalty on Fermont Properties *(aggregate value up to $40 million)* in the form of **potential future finite production payments** from certain properties

Royalty Well Located Near Producing Assets: Fermont Iron Ore District in Eastern Quebec, South-end of the Labrador Trough, **adjacent to currently producing assets held by Champion Iron or ArcelorMittal**

CHAMPION IRON
BLOOM LAKE - Operating Mine
Reserves: 690 Mt @ 28.6% Fe
(plus additional resources)

ArcelorMittal
MONT WRIGHT
- Operating Mine
Reserves: 1,818 Mt @ 29.1% Fe
(Incl. Fire Lake and other ArcelorMittal Mining Canada)

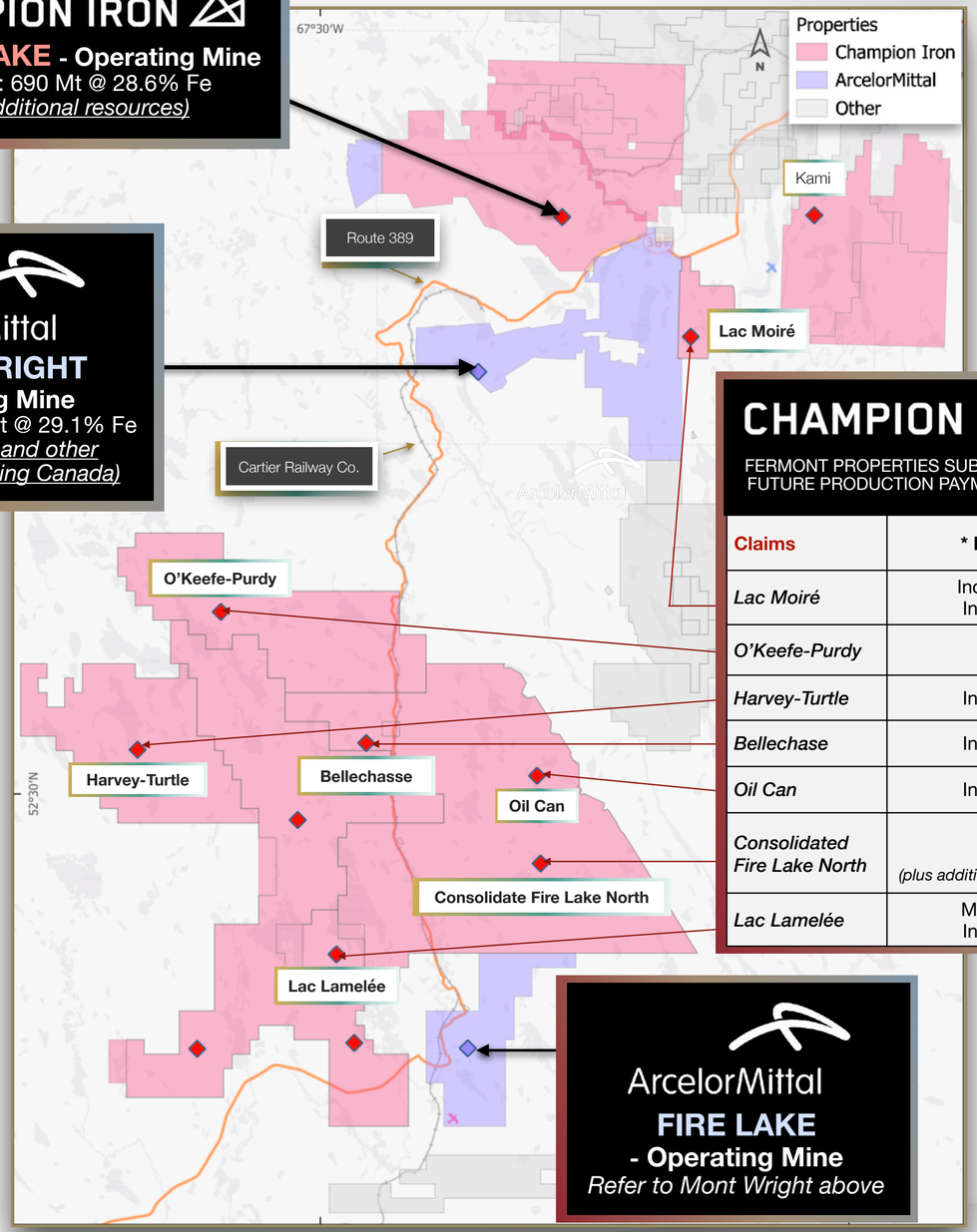

CHAMPION IRON
FERMONT PROPERTIES SUBJECT TO POTENTIAL FUTURE PRODUCTION PAYMENTS TO FANCAMP

Claims	* Historical Resources
Lac Moiré	Ind: 164 Mt @ 30.5% Fe Inf: 417 Mt @ 29.4% Fe
O'Keefe-Purdy	
Harvey-Turtle	Inf: 947 Mt @ 23.2% Fe
Bellechase	Inf: 215 Mt @ 28.7% Fe
Oil Can	Inf: 967 Mt @ 33.2% Fe
Consolidated Fire Lake North	Historical Reserves: 465 Mt @ 32.4% Fe *(plus additional historical resources*)*
Lac Lamelée	M&I: 75 Mt @ 31.6% Fe Inf: 229 Mt @ 30.5% Fe

ArcelorMittal
FIRE LAKE
- Operating Mine
Refer to Mont Wright above

*Historical reserves and resources and reserves are non 43-101 compliant
Source: Champion Iron Projects : https://www.championiron.com/project-portfolio/#flagship-projects.
Champion Iron - Annual Report 2024, ArcelorMittal 2023 Fact Book

KWG RESOURCES INC - Presence in Ring of Fire Through Highly Prospective KWG Ground

Strategic presence in **Ontario's Ring of Fire** region, ~450 km NE of Thunder Bay; endowed with many strategic minerals

Secured Convertible Promissory Note for $34.5 million in KWG Resources Inc. / The Canadian Chrome Company Inc.

- 6% annual interest rate equates to ~**$2 million/year**
- Final Maturity Date: 1 September, 2027
- Secured by KWG assets

~1.9 million equivalent of multiple voting shares in KWG/CCC and **2% NSR Royalty** in Black Horse *(Koper Lake-McFaulds)* Claims

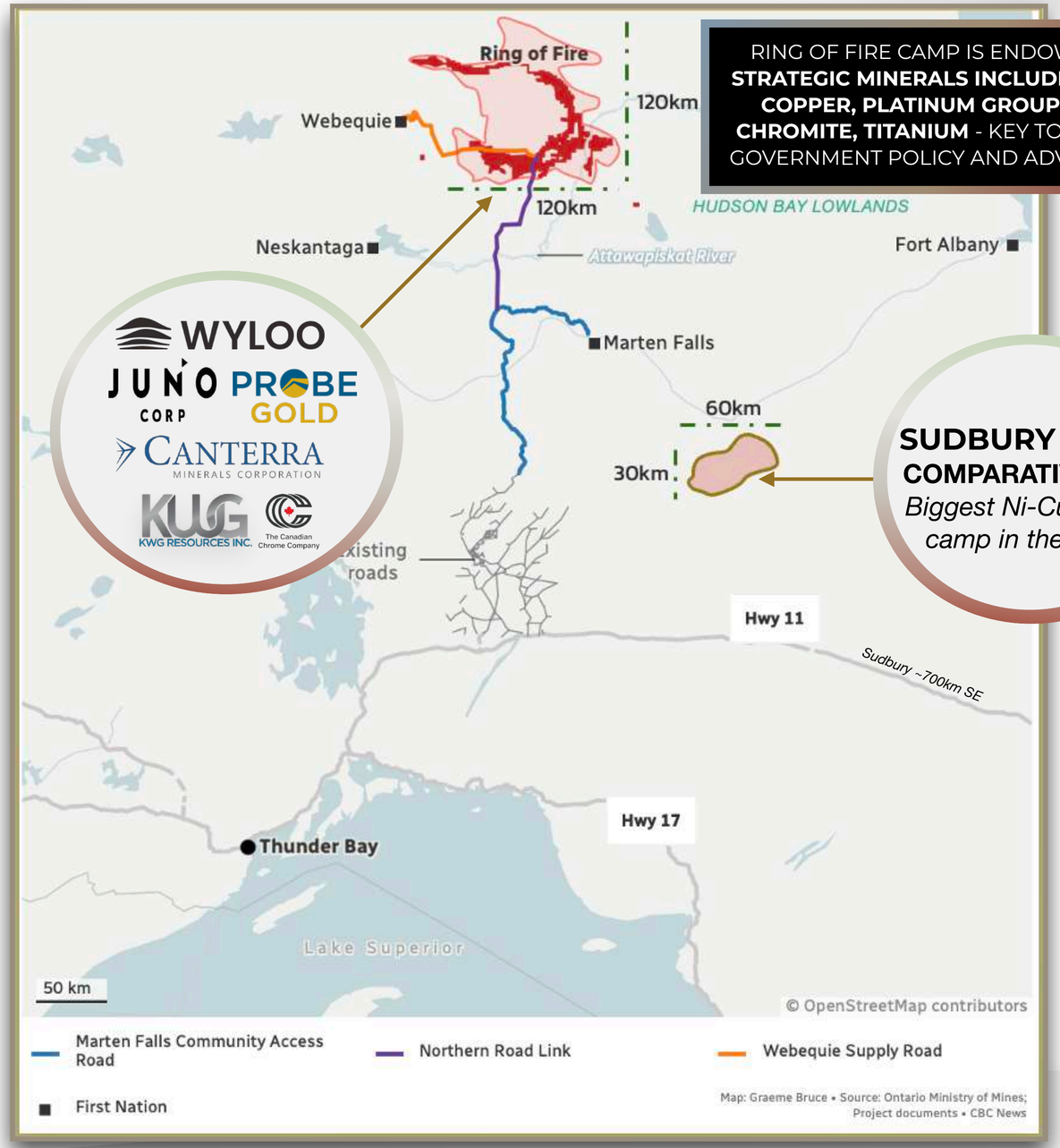

RING OF FIRE CAMP IS ENDOWED WITH **STRATEGIC MINERALS INCLUDING NICKEL, COPPER, PLATINUM GROUP METALS, CHROMITE, TITANIUM** - KEY TO CANADIAN GOVERNMENT POLICY AND ADVANCEMENT

SUDBURY BASIN COMPARATIVE SIZE
Biggest Ni-Cu mining camp in the world

KWG RESOURCES INC -
Ring of Fire, Surrounded by Wyloo

CCC/KWG properties are situated in the Ring of Fire which hosts a chromite resource, **surrounded by Wyloo Ground** ***(acquired from Noront in 2022 for $616.9 million),*** ~2 km from the proposed Wyloo shaft/portal location

CCC/KWG holds **large footprint of exploration claims in ring of fire**, including 30% of Big Daddy & 100% of Black Horse chromite deposits; **amongst the largest chromite resources in the world**

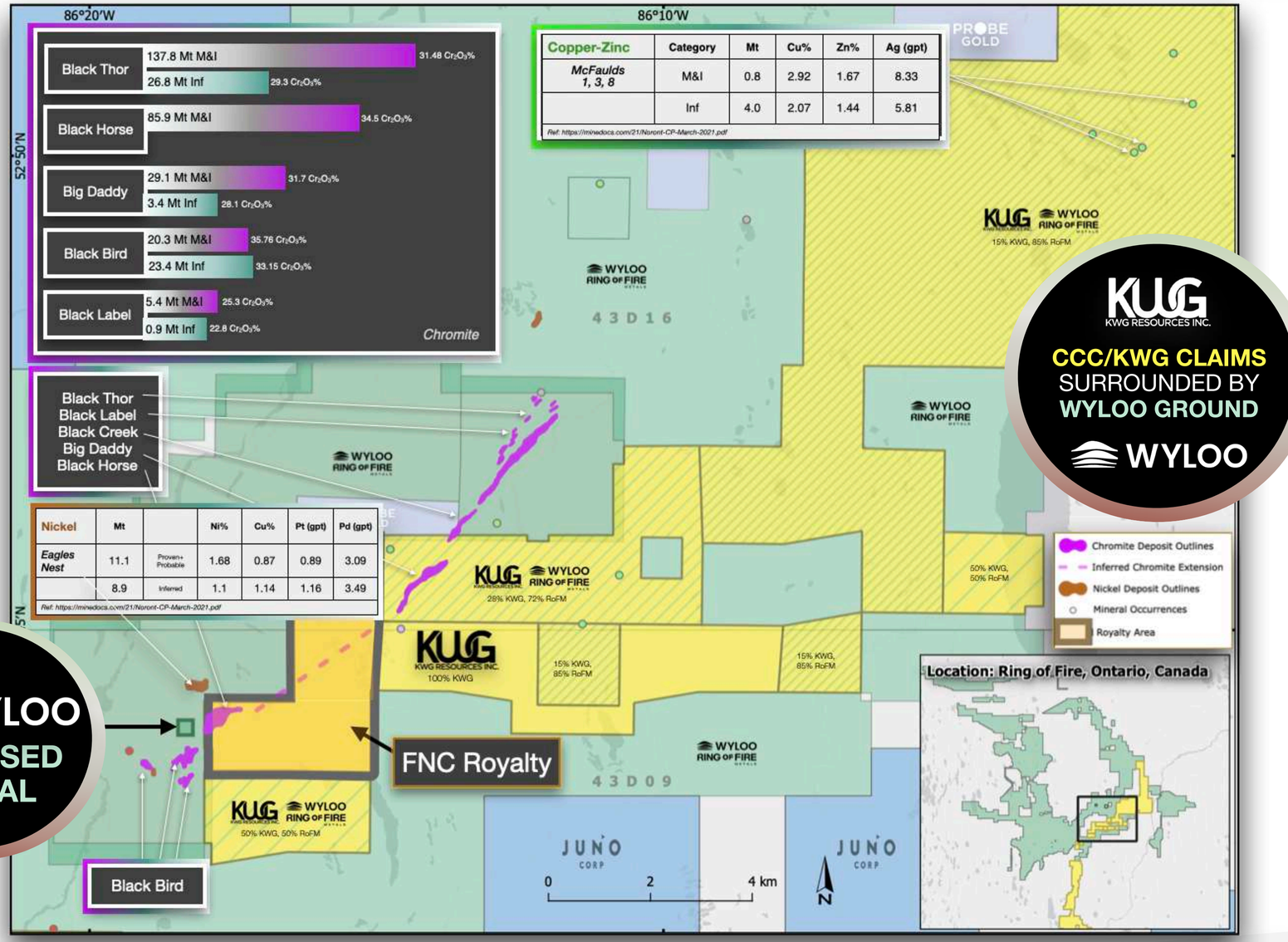

*Historical resources and reserves are non 43-101 compliant

Source: Black Thor, Black Label and Big Daddy chromite deposits, McFaulds Lake Area, Ontario, Canada, Porcupine Mining Division, NTS 43D16 Mineral Resource Estimation Technical Report, July 27, 2015, prepared by Alan Aubut, P.Geo., Sibley Basin Group.

TECHNICAL REPORT ON THE UPDATED MINERAL RESOURCE ESTIMATE FOR THE BLACKBIRD CHROME DEPOSITS MCFAULDS LAKE PROPERTY JAMES BAY LOWLANDS ONTARIO, CANADA, Dec 31, 2011, Charley Murahwi, P.Geo., FAusIMM Alan J. San Martin, MAusIMM(CP) Richard M. Gowans, P.Eng. Jane Spooner, P.Geo.

NI 43-101 TECHNICAL REPORT FEASIBILITY STUDY McFAULDS LAKE PROPERTY EAGLE'S NEST PROJECT JAMES BAY LOWLANDS ONTARIO, CANADA, Sept. 4, 2012, Harry Burgess, P.Eng., Richard Gowans, P.Eng., Christopher Jacobs, C.Eng., MIMMM, Charley Murahwi, M.Sc., P.Geo., MAusIMM, Bogdan Damjanović, P.Eng.

Nikka Copper-Zinc Deposit McFaulds Lake Area, Ontario, Canada, Porcupine Mining Division, NTS 43D16H, Mineral Resource Estimation Technical Report, June 1, 2020, Alan Abut.

SCHEFFERVILLE IRON ORE ROYALTY - Near-Term Direct Shipping Ore Iron Ore Royalty Opportunity

Strategic Royalty in Howse Property Iron Mine Project, developed by **Tata Steel Minerals Canada**: Labrador Trough iron ore belt is one of Canada's premier iron-producing regions with multiple operating mines and established logistics networks

Direct Shipping Ore Howse Iron Ore Deposit: Open-pit, proximity ~25 km NW of Schefferville, with federal environmental assessment contemplated production of ~**46 million tonnes of iron ore over a 15-year mine life**, at peak mining rate of ~**25,000 tpd** (LINK)

Project benefits from **existing regional mining infrastructure**, which is critical in the Labrador Trough:

- Access to haul roads/infrastructure from adjacent Tata Steel operations
- Ability to truck ore to the existing **TSMC rail loop**
- Rail shipment onward to the port of **Sept-Îles, Quebec** for export

HOWSE ROYALTY HIGHLY STRATEGIC AS IT IS A **NEAR TERM PRODUCING ASSET**

MAGPIE TITANIUM DEPOSIT - One of the world's largest undeveloped hard rock titanium (+V) deposits

96% stake in Magpie Mines: owns a significant Titanium property ~130 km from Havre St. Pierre, Quebec, **same region as Rio Tinto's Lac Tio Mine,** the *world's largest hard rock titanium deposit in production*

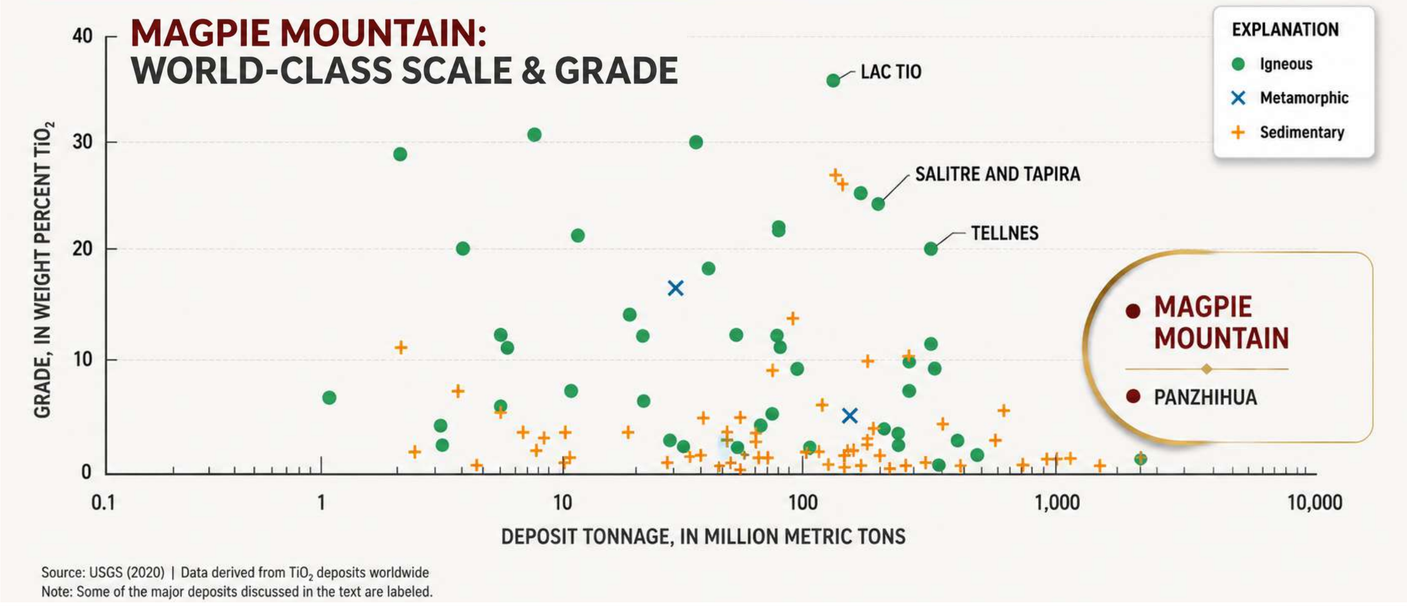

Magpie is one of the world's largest undeveloped hard rock titanium (+V) deposits *(USGS)*; a level of economic significance only exceeded by Lac Tio and some others (*Link*[2])

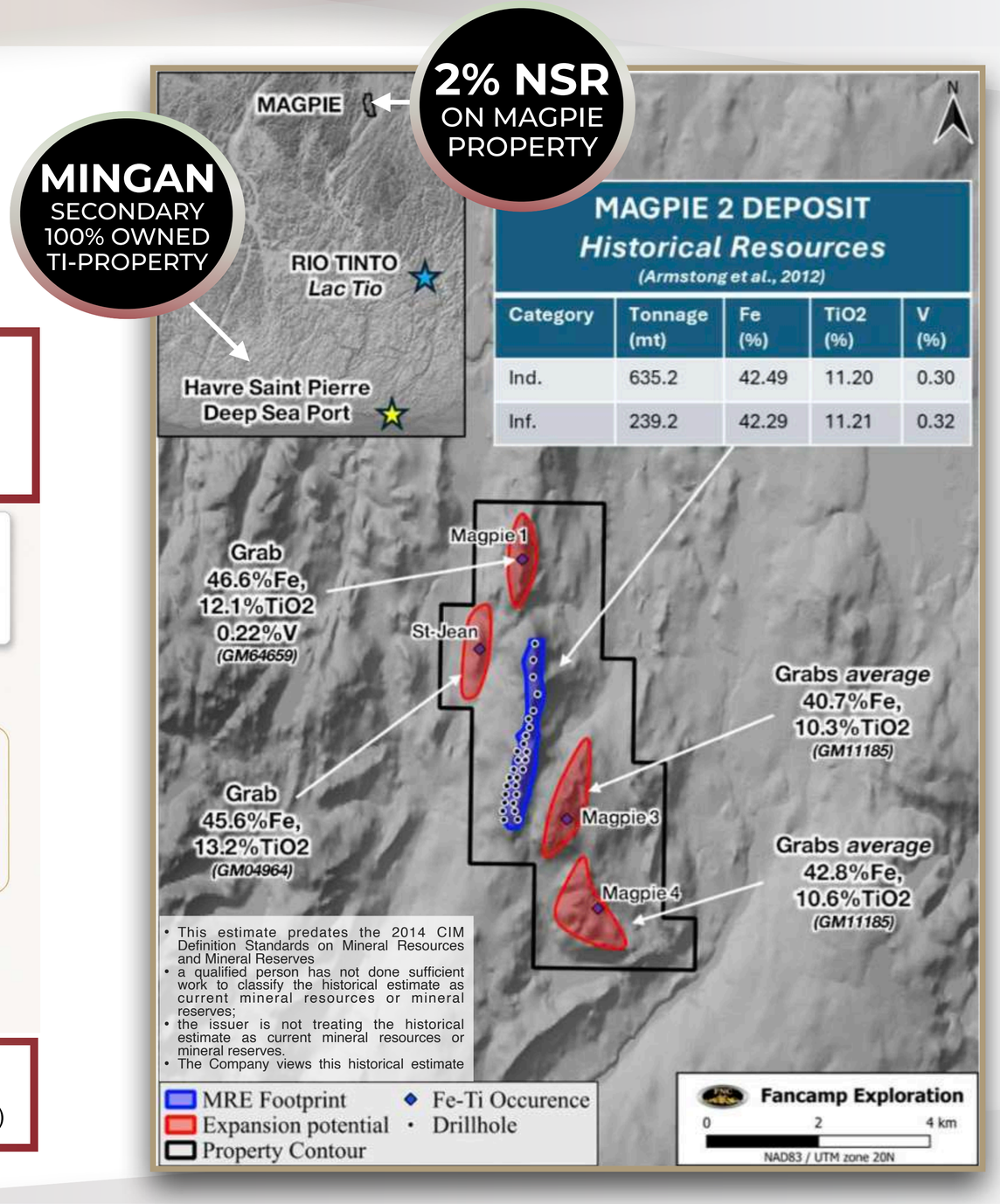

MAGPIE 2 DEPOSIT
Historical Resources
(Armstong et al., 2012)

Category	Tonnage (mt)	Fe (%)	TiO2 (%)	V (%)
Ind.	635.2	42.49	11.20	0.30
Inf.	239.2	42.29	11.21	0.32

GOLDERA INVESTMENT -
Discovery driven exploration company

Goldera Exploration Ltd. (TSX.V-GERA); **two core exploration projects located in highly prospective jurisdictions; Abitibi greenstone belt and an emerging gold-copper camp in Northern New Brunswick**

Acadian Gold JV, NB: 44,500-ha, 2 property land package situated within a rapidly emerging Au-Cu camp. **McIntyre Brook is on trend with Puma Exploration's Williams Brook** Project, under option to Kinross Gold, while Riley Brook lies adjacent to claims acquired by Kenorland Minerals following Goldera's first round of results, highlighting the district's growing exploration significance

Egan Gold Project in Abitibi Belt, ON: Option agreement with Harfang Exploration to earn up to 80% interest in ~11,000-ha district-scale property prospective for intrusion-related and syenite-hosted gold mineralization, with **bulk tonnage potential within an established gold-producing district**

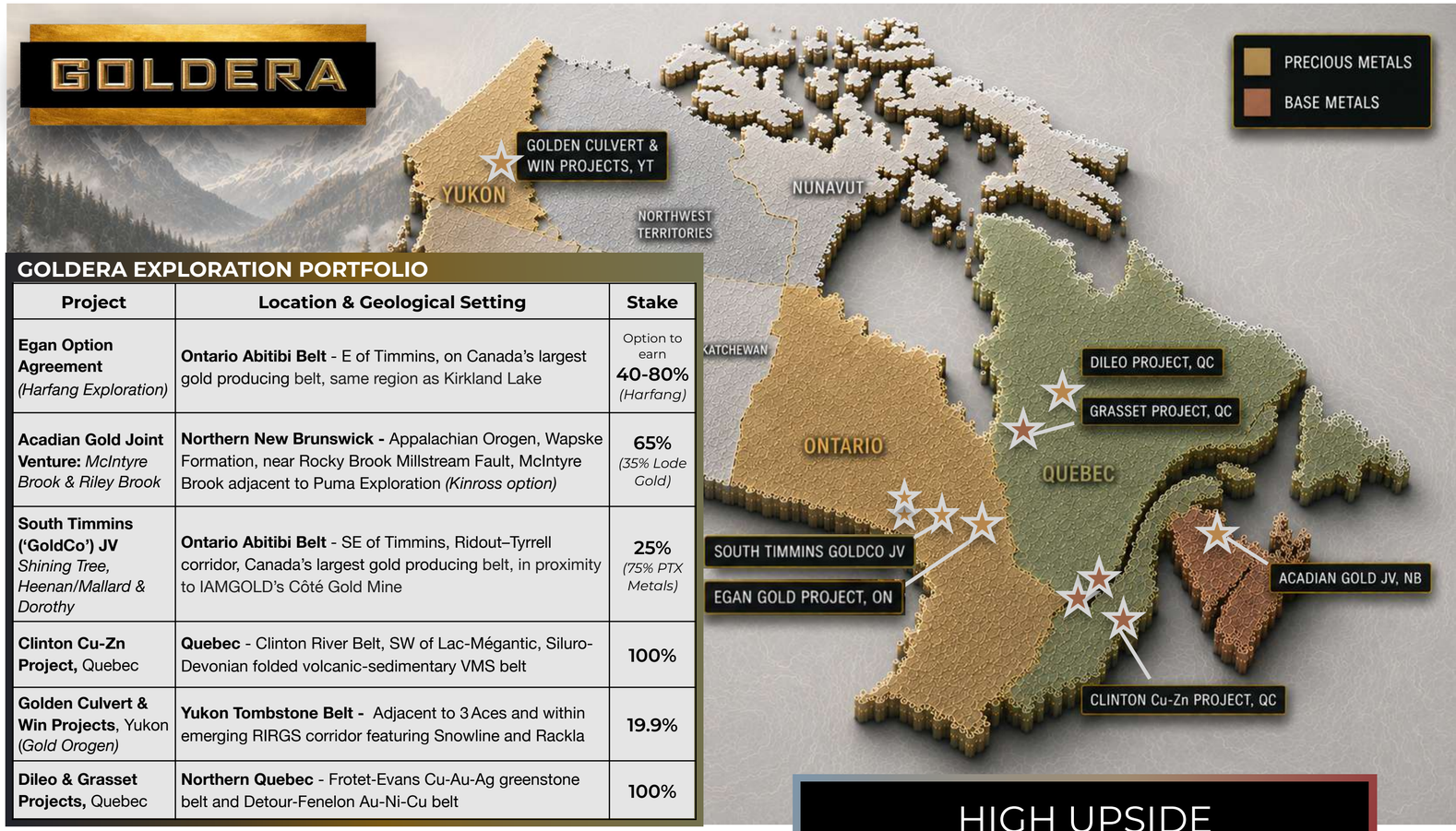

GOLDERA EXPLORATION PORTFOLIO

Project	Location & Geological Setting	Stake
Egan Option Agreement *(Harfang Exploration)*	**Ontario Abitibi Belt** - E of Timmins, on Canada's largest gold producing belt, same region as Kirkland Lake	Option to earn **40-80%** *(Harfang)*
Acadian Gold Joint Venture: *McIntyre Brook & Riley Brook*	**Northern New Brunswick -** Appalachian Orogen, Wapske Formation, near Rocky Brook Millstream Fault, McIntyre Brook adjacent to Puma Exploration *(Kinross option)*	**65%** *(35% Lode Gold)*
South Timmins ('GoldCo') JV *Shining Tree, Heenan/Mallard & Dorothy*	**Ontario Abitibi Belt** - SE of Timmins, Ridout–Tyrrell corridor, Canada's largest gold producing belt, in proximity to IAMGOLD's Côté Gold Mine	**25%** *(75% PTX Metals)*
Clinton Cu-Zn Project, Quebec	**Quebec** - Clinton River Belt, SW of Lac-Mégantic, Siluro-Devonian folded volcanic-sedimentary VMS belt	**100%**
Golden Culvert & Win Projects, Yukon *(Gold Orogen)*	**Yukon Tombstone Belt -** Adjacent to 3 Aces and within emerging RIRGS corridor featuring Snowline and Rackla	**19.9%**
Dileo & Grasset Projects, Quebec	**Northern Quebec** - Frotet-Evans Cu-Au-Ag greenstone belt and Detour-Fenelon Au-Ni-Cu belt	**100%**

HIGH UPSIDE OPPORTUNITY FROM SPIN-OUT WITH **17.7% STAKE**

EDM INVESTMENT -
Near-term Zinc Producer

~8% Shareholding in EDM Resources (TSX.V-EDM); **near term zinc producer and cash flow generating asset in a Tier 1 jurisdiction**

Scotia Mine is a near-ready asset reactivation operation with existing mine and mill - long mine life supported by NI 43-101 Mineral Ore Reserves and additional untapped resources

Robust Project Economics:
2021 PFS yielding **pre-tax NPV of C$174M, IRR of 69%,** Initial Capex of C$31M and generating C$357M of free cash flow over a 14-year mine life

SCOTIA MINE | NOVA SCOTIA, CANADA

ROBUST PROJECT ECONOMICS

C$174M	69%	1.3 yr	C$30.6M
PRE-TAX NPV_8	PRE-TAX IRR	PAYBACK PERIOD	INITIAL CAPEX

14.3 yr	C$357M	US$0.50/lb	US$0.52/lb
MINE LIFE	LOM FREE CASH FLOW	LOM C1 CASH COST	LOM AISC (ZNEQ)

ZINC PRICE SENSITIVITY: At US$1.50/lb of Zinc, after tax NPV is C$199M with an IRR of 101%

300m	11km	33km	62km
TO HIGHWAY	TO CN RAIL	TO AIRPORT	TO DEEP PORT

SCOTIA MINE SITE

- 2,700 tpd MILL CAPACITY
- GRID POWER & WATER ON-SITE
- 2,790 HECTARES
- EXISTING OPEN PIT & PERMITTED TAILINGS
- 300m TO ALL-SEASON HIGHWAY

REPLACEMENT COST ADVANTAGE

~C$400M

OF INFRASTRUCTURE IN-PLACE

MINERAL PROCESSING | MINING | MAINTENANCE

C$174M	69%	1.3 yr	C$357M	US$0.50/lb	TIER-1
PRE-Tax NPV_8	PRE-Tax IRR	Payback Period	LOM Free Cash FLow	LOM C1 Cash COST	JURISDICTION

NEOTERREX INVESTMENT -
Rare Earth Elements Company

NeoTerrex Minerals Inc. (TSXV: NTX) is advancing a portfolio of high-potential critical minerals and rare earth projects in Québec, one of the world's premier mining jurisdictions. NTX Mount Discovery Project hosts some of the **highest reported neodymium values in Québec**

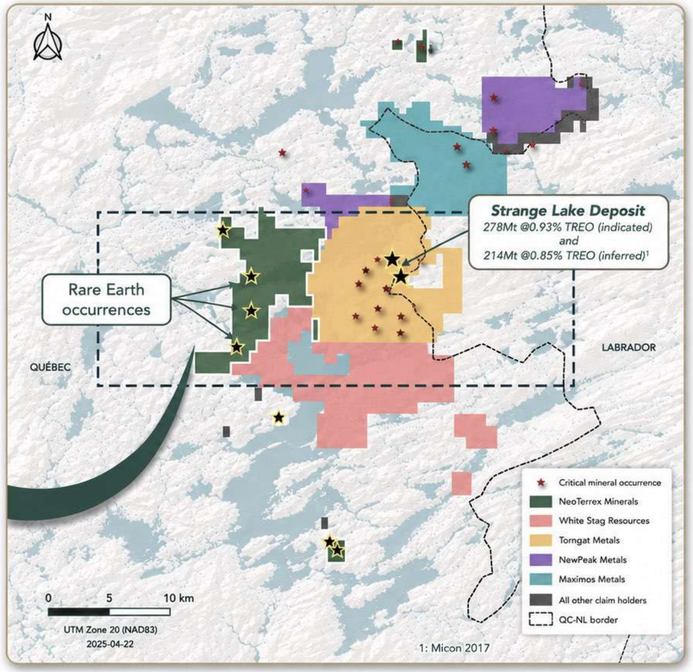

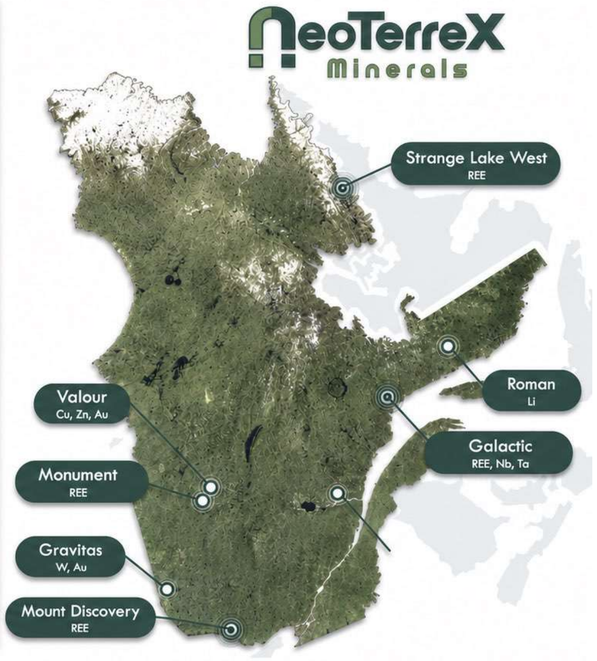

*Technical information relating to NeoTerrex Minerals Inc. have not been independently verified by the Company or the Qualified Person, including grab samples and results. Grab samples are selective by nature and are not necessarily indicative of mineralized zones.

'SHINING TREE' ROYALTY & PTX INVESTMENT -
District-scale Project in Abitibi Greenstone Belt

ERDA holds equity interests in PTX Metals (CSE:PTX), including a 1% royalty on Heenan Mallard and Dorothy claims

PTX is advancing a 232km² land package 'Shining Tree JV' in Ontario's Abitibi along Ridout–Tyrrell Deformation Zone, a **major gold-bearing corridor linking the Borden, Côté, and Juby camps,** under a scalable joint venture with **Goldera Exploration (TSXV:GERA)**

PTX is anchored by the **district-scale W2 Project** at the gateway to the Ring of Fire, which covers a layered mafic-ultramafic intrusive complex, highly prospective for Cu-Ni and reef-type PGE deposits

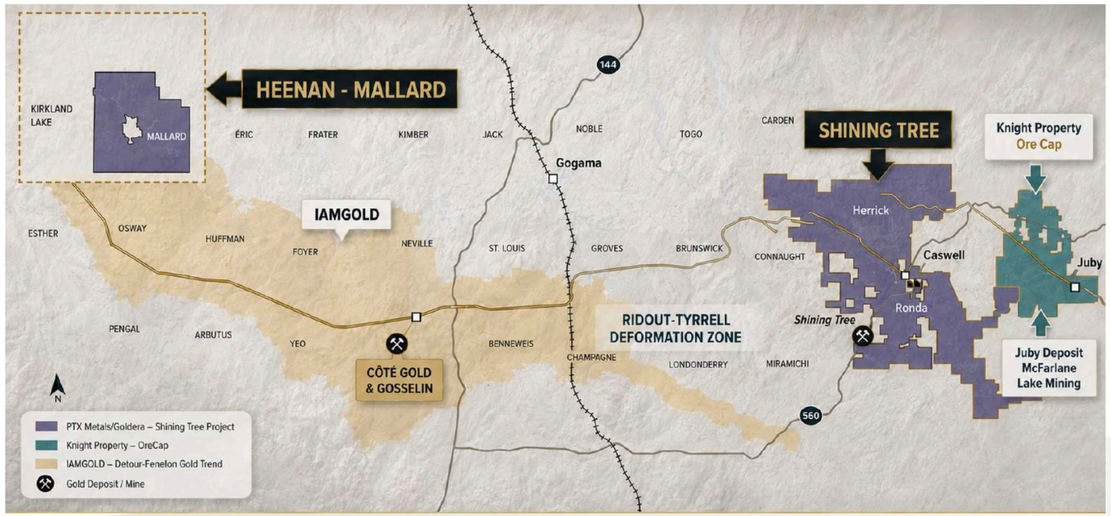

HIGHLY EXPERIENCED FINANCE, CAPITAL MARKETS & TECHNICAL TEAM

MANAGEMENT

RAJESH SHARMA, *ICD.D - PRESIDENT, CHIEF EXECUTIVE OFFICER & DIRECTOR*

Led large-scale mining start-ups, investments, acquisition deals globally, held several leadership positions with Tata Group, including mining and investment subsidiaries of Tata Steel in Canada and Africa, previously Executive in Residence at Investissement Quebec. Holds management, engineering degrees and ICD.D designation.

ARNAB KUMAR DE - *CHIEF FINANCIAL OFFICER*

CPA, CGMA, CMA, MBA, strong seasoned executive with +20 years experience, principal of Resurgent Montreal Inc.

TARA ASFOUR - *DIRECTOR INVESTOR RELATIONS*

Executive consultant +12 years of management, investor relations, communication experience, specialized in capital markets, previously CDO FairGreen Capital, held positions for various firms in resource and technology sectors, MBA

SEBASTIEN VEZINA - *CORPORATE SECRETARY*

Partner at BCF Business Law specializing in securities law, mining and natural resources, with experience spanning the full mining lifecycle. He advises public companies, boards and investors on financings, M&A, governance and strategic transactions, with extensive expertise in Québec's mining sector.

FRANCOIS AUCLAIR, *M.Sc., P.GEO* - *QUALIFIED PERSON*

Professional geologist with +30 years experience, held numerous senior and strategic positions including CEO and Co-founder of Algold Resources, CEO of Nimini Gold, GM of Tasiast SA. P.Geo, M.Sc., QP under National Instrument 43-101

ENRICO DI CESARE - *TITANIUM TECHNOLOGY LEAD*

Vast expertise related to mining, mineral processing, operational management, previously held VP position with Danieli Wean United, holds patent-filed IP for iron-making and ferro alloys, Ti-feedstocks and Ti-metal, lithium technologies

DEBRA CHAPMAN - *ADVISORY BOARD*

35 years experience in administrative and accounting, served as director of Fancamp, also served as CFO until 2024

DEAN JOURNEAUX - *ADVISORY BOARD*

Co-founded NML, served as COO, President, CEO and Executive Vice Chairman, other positions include Quebec Cartier Mining Co. (now Arcelor Mittal Mines Canada), MET-CHEM Canada Inc. and Director of Mag One Products Inc.

KIT SPRING, *CFA* - *STRATEGIC ADVISOR - INVESTMENTS*

Seasoned executive and investor, Co-Founder, Managing Partner and Portfolio Manager at Bonanza Kings Capital, worked at EMX Royalty, over 20 years in institutional equity research (Morgan Stanley, Stifel, Morningstar, Neuberger & Berman)

BOARD OF DIRECTORS

RAJESH SHARMA, *ICD.D - PRESIDENT, CHIEF EXECUTIVE OFFICER & DIRECTOR*

Investor, entrepreneur, economist, CEO of ASTOR Group, served as Senior Partner at Glencore International AG where he ran the nickel and cobalt businesses and was responsible for establishing Glencore's operations in India, also previously co-founder and Executive Chairman of GT Gold Corp. (18X multiple), which was sold to Newmont in 2021

BLAKE RHODES - *CHAIRMAN & DIRECTOR*

Highly experienced mining executive with +25 years of global experience, including senior leadership roles at Newmont Corp. spanning strategic development, M&A, legal, and international operations. As Newmont's former SVP Strategic Development, he played a key role in major transactions including the acquisition of Goldcorp and formation of Nevada Gold Mines, and currently serves on the Board of Triple Flag Precious Metals Corp.

ASHWATH MEHRA - *DIRECTOR*

Investor, entrepreneur, economist, CEO of ASTOR Group, served as Senior Partner at Glencore International AG where he ran the nickel and cobalt businesses and was responsible for establishing Glencore's operations in India, also previously co-founder and Executive Chairman of GT Gold Corp. (18X multiple), which was sold to Newmont in 2021

CHARLES TARNOCAI, *PhD* - *DIRECTOR*

Strong technical background with extensive experience in mining and mineral exploration, previously director of GT Gold Corp, VP and Corporate Development for Alamos Gold, Chief Geologist Oro Gold Resources Ltd., Ph.D

FRANCIS MACDONALD - *DIRECTOR*

+15 years of experience in the mining industry as exploration geologist and public markets executive, CEO and Director of Li-FT Power Ltd., was Co-Founder and the Executive VP of Kenorland Minerals, spent the majority of his career as a geologist with Newmont Mining Corp.

JASPER BERTISEN - *DIRECTOR*

Seasoned mining executive with +20 years of global experience in mining investment, governance, technical and financial evaluation of projects from exploration through production. Former Partner at Resource Capital Funds, oversaw an $800 million portfolio and contributed to more than $3.5 billion in capital raised, currently serves on several mining and mining technology boards while also teaching at the Colorado School of Mines.

CONTACT

Rajesh Sharma - *President, CEO & Director*
rsharma@fancamp.ca

Tara Asfour - *Director Investor Relations*
tasfour@fancamp.ca

General Inquiries
info@erda.ca

www.erda.ca

Address
5920 Boul. Gouin Ouest, Suite 201
Montreal, Québec, H4J 1E6,